



XTM Custom P12

Data Sheet

XTM Custom P12 – ITE · Technical Data

Type	118/55		124/65	
	2 ccm coupler	Ear simulator	2 ccm coupler	Ear simulator
Output sound pressure level				
OSPL 90 at 1.6 kHz	–	119 dB SPL	–	128 dB SPL
OSPL 90 (Peak)	118 dB SPL	128 dB SPL	124 dB SPL	134 dB SPL
HFA-OSPL 90	113 dB SPL	–	120 dB SPL	–
Gain				
Full-on-gain (FOG) at 1.6 kHz	–	55 dB	–	66 dB
FOG (Peak)	55 dB	65 dB	65 dB	74 dB
HFA-FOG	48 dB	–	60 dB	–
Reference test gain	35 dB	45 dB	44 dB	53 dB
Frequency, noise and directivity				
Frequency range	100 - 7500 Hz	120 - 8000 Hz	100 - 6100 Hz	100 - 6000 Hz
Equivalent input noise	21 dB SPL	17 dB SPL	21 dB SPL	21 dB SPL
Total harmonic distortion at 500 / 800 / 1600 Hz	2 / 3 / 2 %	3 / 5 / 3 %	2 / 3 / 2 %	7 / 7 / 3 %
Broadband Tinnitus Function	75 dB SPL	–	80 dB SPL	–
AI-DI	5.2 dB		5.2 dB	
Inductive coil sensitivity				
MASL (1 mA/m) at 1.6 kHz	–	85 dB SPL	–	97 dB SPL
HFA MASL (1 mA/m)	78 dB SPL	–	89 dB SPL	–
HFA SPLITS (left/right)	94 / 94 dB SPL	–	103 / 103 dB SPL	–
RSETS (left/right)	-1 / -1 dB	–	0 / 0 dB	–
Battery				
Battery voltage	1.3 V		1.3 V	
Battery current drain	1.0 mA		1.1 mA	
Battery runtime (cell zinc air)	~ 220 h / ~ 120 h		~ 120 h / ~ 110 h	
Battery runtime (rechargeable)	–		–	
IRIL IEC 118-13:2011 (bystander)				
800-960 MHz	< -6 dB SPL		< -6 dB SPL	
1400-2000 MHz	< -24 dB SPL		< -24 dB SPL	
ANSI C63.19	M4 / T3		M4 / T3	

Please find additional information to the values on page "Further information".

XTM Custom P12 – ITC · Technical Data

Type	113/50		118/55		124/65	
	2 ccm coupler	Ear simulator	2 ccm coupler	Ear simulator	2 ccm coupler	Ear simulator
Output sound pressure level						
OSPL 90 at 1.6 kHz	–	116 dB SPL	–	119 dB SPL	–	127 dB SPL
OSPL 90 (Peak)	113 dB SPL	124 dB SPL	118 dB SPL	129 dB SPL	124 dB SPL	134 dB SPL
HFA-OSPL 90	108 dB SPL	–	112 dB SPL	–	120 dB SPL	–
Gain						
Full-on-gain (FOG) at 1.6 kHz	–	52 dB	–	53 dB	–	65 dB
FOG (Peak)	50 dB	61 dB	55 dB	65 dB	65 dB	75 dB
HFA-FOG	44 dB	–	47 dB	–	60 dB	–
Reference test gain	31 dB	41 dB	35 dB	44 dB	44 dB	53 dB
Frequency, noise and directivity						
Frequency range	100 - 7800 Hz	110 - 8000 Hz	100 - 7800 Hz	110 - 8000 Hz	100 - 6200 Hz	100 - 6600 Hz
Equivalent input noise	21 dB SPL	21 dB SPL	21 dB SPL	22 dB SPL	20 dB SPL	20 dB SPL
Total harmonic distortion at 500 / 800 / 1600 Hz	4 / 3 / 3 %	3 / 4 / 3 %	2 / 2 / 2 %	3 / 5 / 4 %	2 / 3 / 1 %	5 / 7 / 2 %
Broadband Tinnitus Function	70 dB SPL	–	75 dB SPL	–	80 dB SPL	–
AI-DI	4.8 dB		4.8 dB		4.8 dB	
Inductive coil sensitivity						
MASL (1 mA/m) at 1.6 kHz	–	74 dB SPL	–	85 dB SPL	–	96 dB SPL
HFA MASL (1 mA/m)	65 dB SPL	–	77 dB SPL	–	89 dB SPL	–
HFA SPLITS (left/right)	90 / 90 dB SPL	–	94 / 94 dB SPL	–	103 / 103 dB SPL	–
RSETS (left/right)	-1 / -1 dB	–	-1 / -1 dB	–	0 / 0 dB	–
Battery						
Battery voltage	1.3 V		1.3 V		1.3 V	
Battery current drain	1.1 mA		1.1 mA		1.1 mA	
Battery runtime (cell zinc air)	~ 110 h / ~ 60 h		~ 110 h / ~ 60 h		~ 110 h / –	
Battery runtime (rechargeable)	–		–		–	
IRIL IEC 118-13:2011 (bystander)						
800-960 MHz	< -6 dB SPL		< -6 dB SPL		< -6 dB SPL	
1400-2000 MHz	< -24 dB SPL		< -24 dB SPL		< -24 dB SPL	
ANSI C63.19	M4 / T2		M4 / T2		M4 / T2	

Please find additional information to the values on page “Further information”.

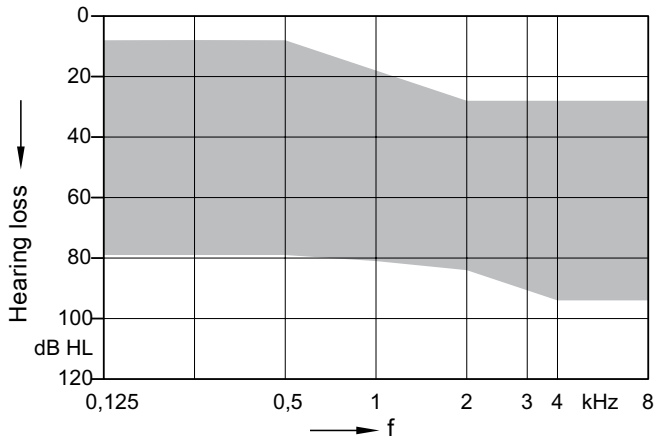
XTM Custom P12 – CIC · Technical Data

Type	113/50		118/55		124/65	
	2 ccm coupler	Ear simulator	2 ccm coupler	Ear simulator	2 ccm coupler	Ear simulator
Output sound pressure level						
OSPL 90 at 1.6 kHz	–	116 dB SPL	–	119 dB SPL	–	127 dB SPL
OSPL 90 (Peak)	113 dB SPL	124 dB SPL	118 dB SPL	128 dB SPL	124 dB SPL	134 dB SPL
HFA-OSPL 90	109 dB SPL	–	112 dB SPL	–	119 dB SPL	–
Gain						
Full-on-gain (FOG) at 1.6 kHz	–	52 dB	–	55 dB	–	67 dB
FOG (Peak)	50 dB	63 dB	55 dB	65 dB	65 dB	75 dB
HFA-FOG	45 dB	–	48 dB	–	60 dB	–
Reference test gain	32 dB	41 dB	35 dB	44 dB	43 dB	52 dB
Frequency, noise and directivity						
Frequency range	100 - 8100 Hz	110 - 8100 Hz	100 - 8100 Hz	130 - 8100 Hz	100 - 6300 Hz	100 - 7900 Hz
Equivalent input noise	21 dB SPL	21 dB SPL	18 dB SPL	19 dB SPL	18 dB SPL	18 dB SPL
Total harmonic distortion at 500 / 800 / 1600 Hz	3 / 3 / 2 %	4 / 5 / 4 %	1 / 1 / 1 %	1 / 2 / 2 %	1 / 2 / 1 %	3 / 4 / 1 %
Broadband Tinnitus Function	70 dB SPL	–	75 dB SPL	–	80 dB SPL	–
AI-DI	–	–	–	–	–	–
Inductive coil sensitivity						
MASL (1 mA/m) at 1.6 kHz	–	–	–	–	–	–
HFA MASL (1 mA/m)	–	–	–	–	–	–
HFA SPLITS (left/right)	–	–	–	–	–	–
RSETS (left/right)	–	–	–	–	–	–
Battery						
Battery voltage	1.3 V		1.3 V		1.3 V	
Battery current drain	1.0 mA		1.0 mA		1.1 mA	
Battery runtime (cell zinc air)	~ 70 h		~ 70 h		~ 65 h	
Battery runtime (rechargeable)	–		–		–	
IRIL IEC 118-13:2011 (bystander)						
800-960 MHz	< -6 dB SPL		< -6 dB SPL		< -6 dB SPL	
1400-2000 MHz	< -24 dB SPL		< -24 dB SPL		< -24 dB SPL	
ANSI C63.19	M4		M4		M4	

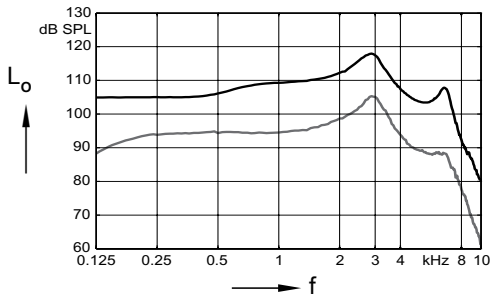
Please find additional information to the values on page “Further information”.

XTM Custom P12 – ITE · Basic Data

118/55

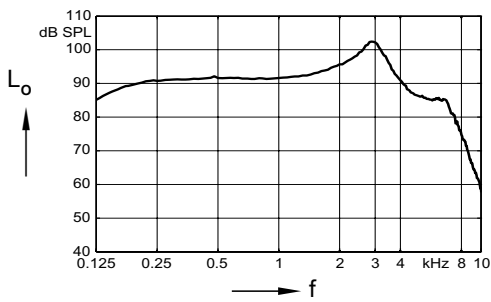


2 ccm coupler



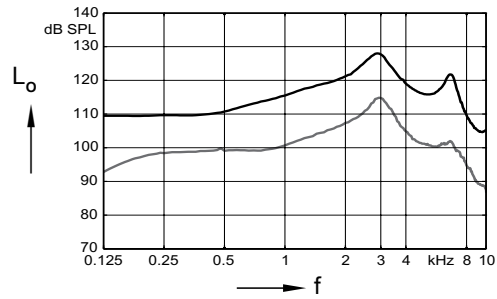
Max. Output sound pressure level
($L_1 = 90$ dB)

Full on gain
($L_1 = 50$ dB)



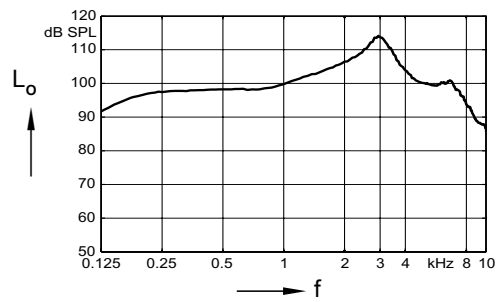
Frequency response
($L_1 = 60$ dB)

Ear simulator



Max. Output sound pressure level
($L_1 = 90$ dB)

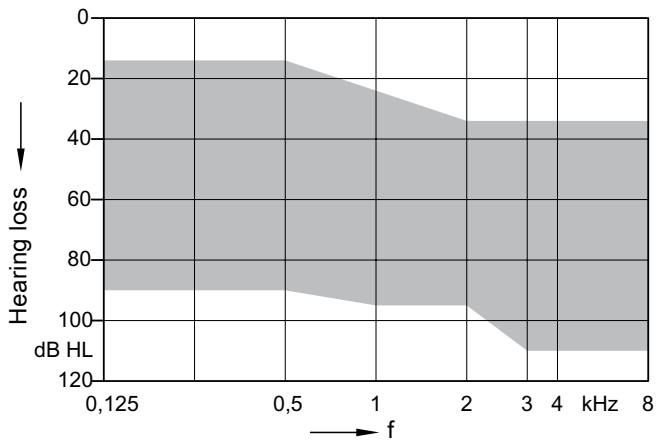
Full on gain
($L_1 = 50$ dB)



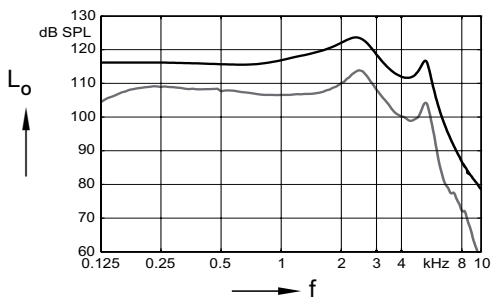
Basic acoustic response
($L_1 = 60$ dB)

XTM Custom P12 – ITE · Basic Data

124/65

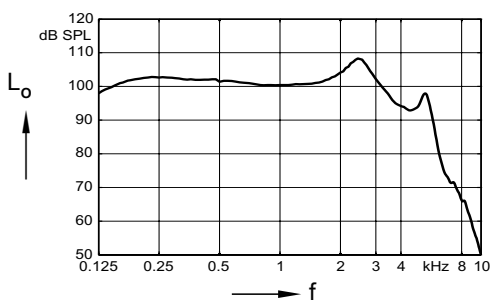


2 ccm coupler



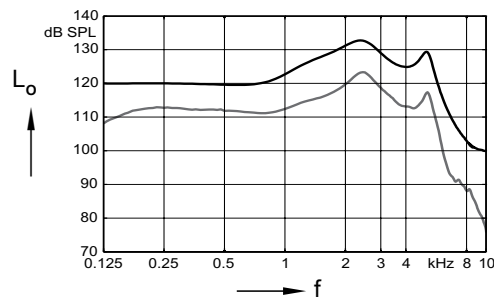
Max. Output sound pressure level
($L_1 = 90$ dB)

Full on gain
($L_1 = 50$ dB)



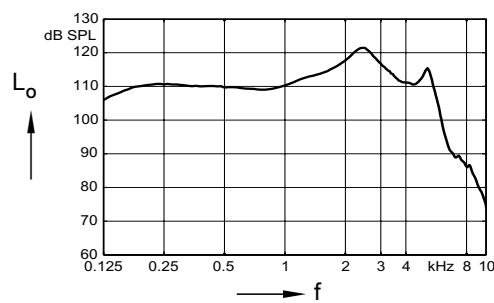
Frequency response
($L_1 = 60$ dB)

Ear simulator



Max. Output sound pressure level
($L_1 = 90$ dB)

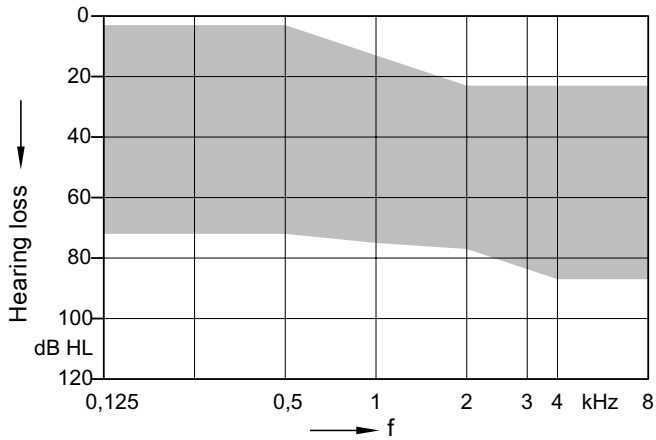
Full on gain
($L_1 = 50$ dB)



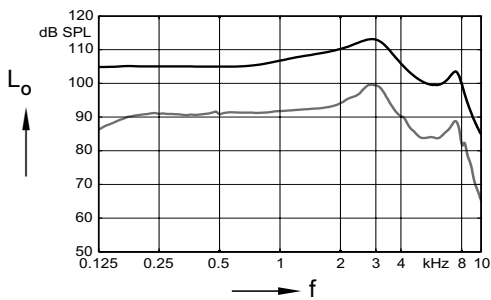
Basic acoustic response
($L_1 = 60$ dB)

XTM Custom P12 – ITC · Basic Data

113/50

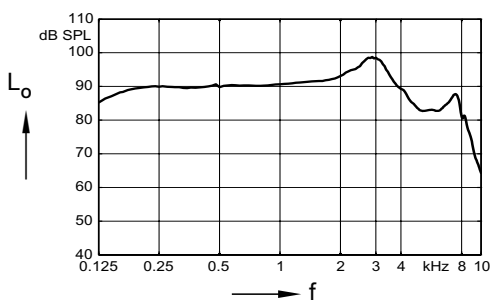


2 ccm coupler



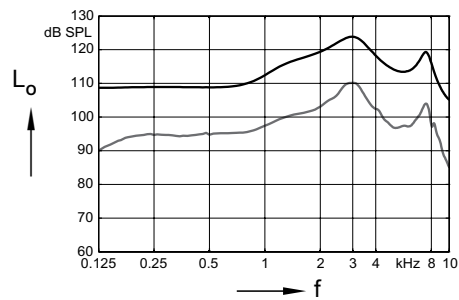
Max. Output sound pressure level
($L_1 = 90$ dB)

Full on gain
($L_1 = 50$ dB)



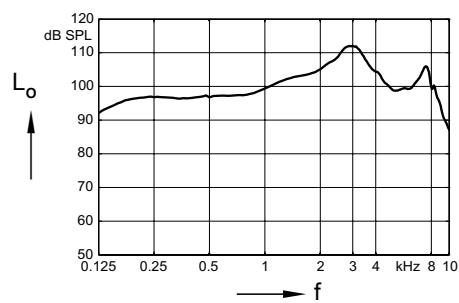
Frequency response
($L_1 = 60$ dB)

Ear simulator



Max. Output sound pressure level
($L_1 = 90$ dB)

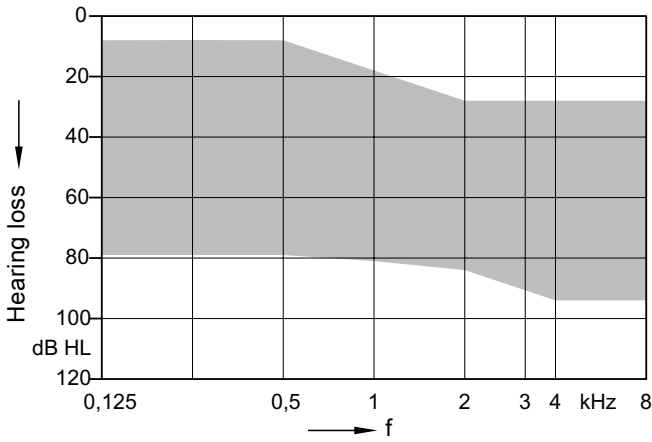
Full on gain
($L_1 = 50$ dB)



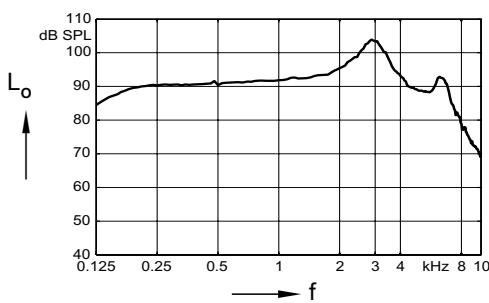
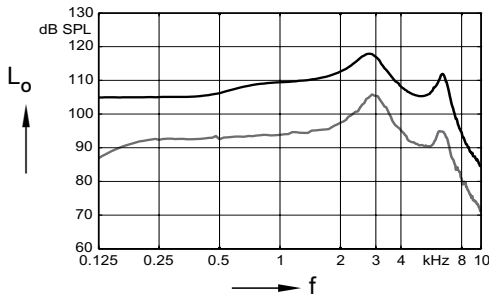
Basic acoustic response
($L_1 = 60$ dB)

XTM Custom P12 – ITC · Basic Data

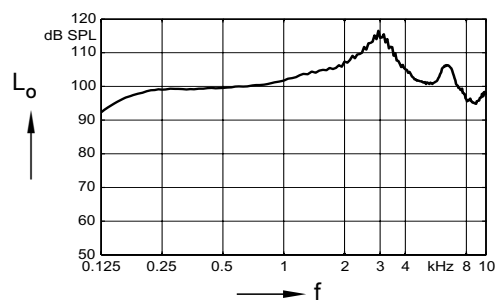
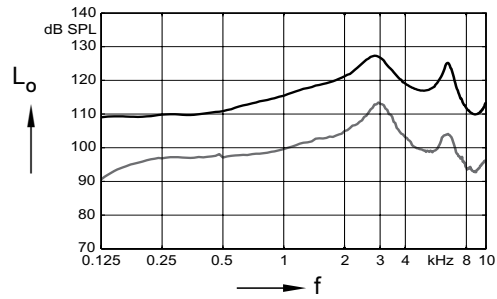
118/55



2 ccm coupler

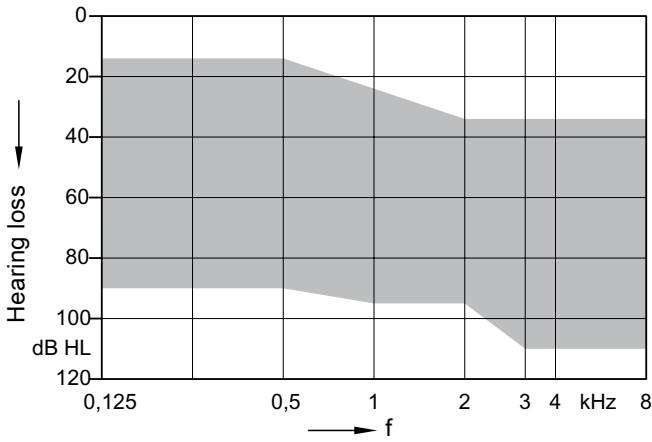


Ear simulator

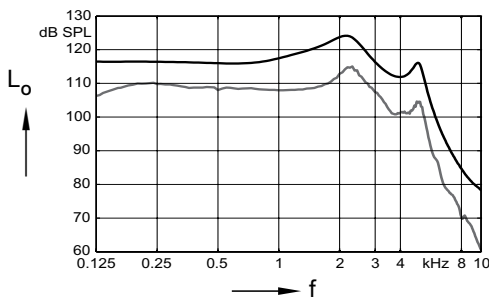


XTM Custom P12 – ITC · Basic Data

124/65

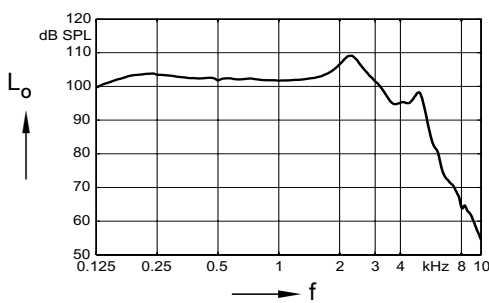


2 ccm coupler



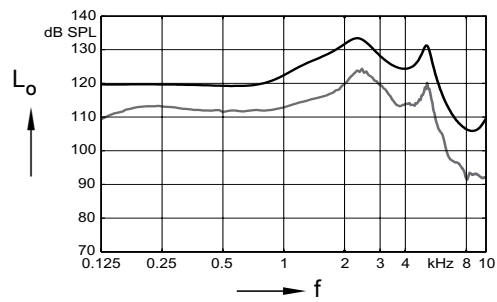
Max. Output sound pressure level
($L_1 = 90$ dB)

Full on gain
($L_1 = 50$ dB)



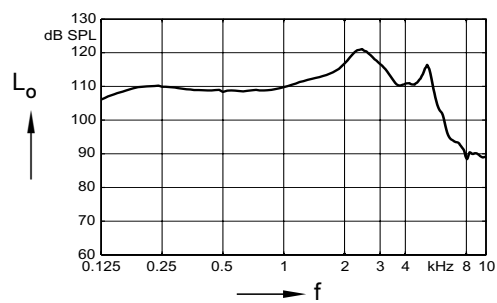
Frequency response
($L_1 = 60$ dB)

Ear simulator



Max. Output sound pressure level
($L_1 = 90$ dB)

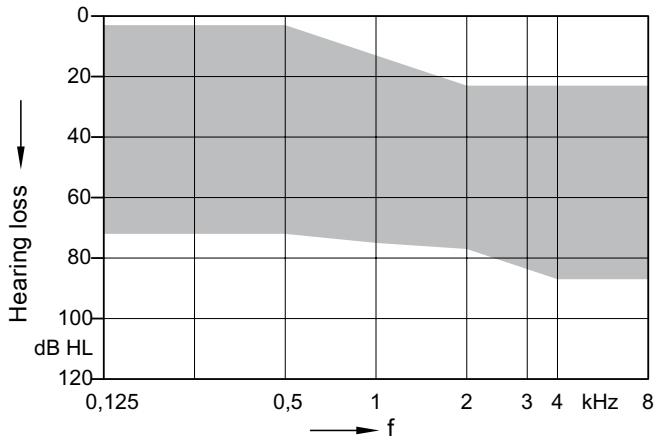
Full on gain
($L_1 = 50$ dB)



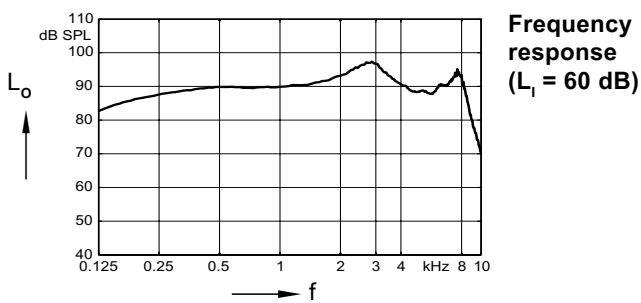
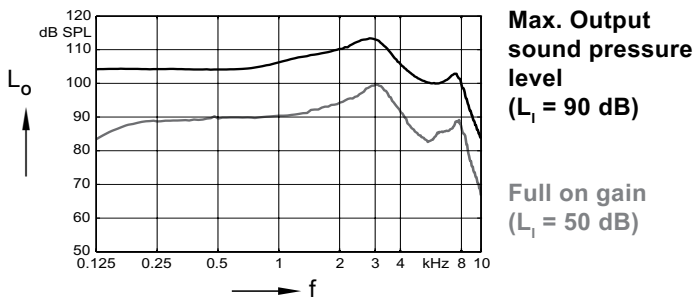
Basic acoustic response
($L_1 = 60$ dB)

XTM Custom P12 – CIC · Basic Data

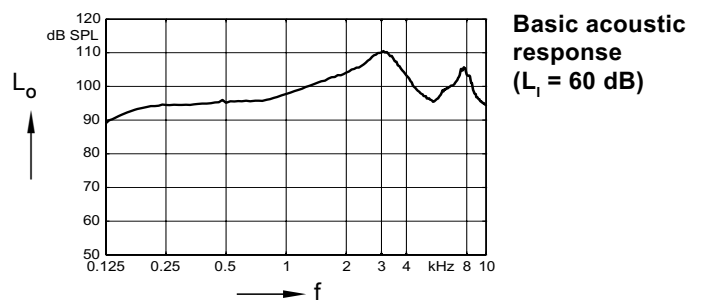
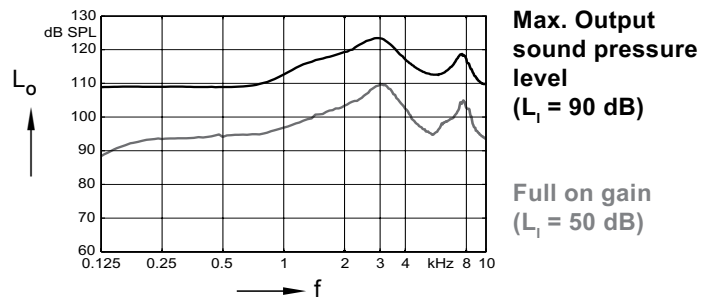
113/50



2 ccm coupler

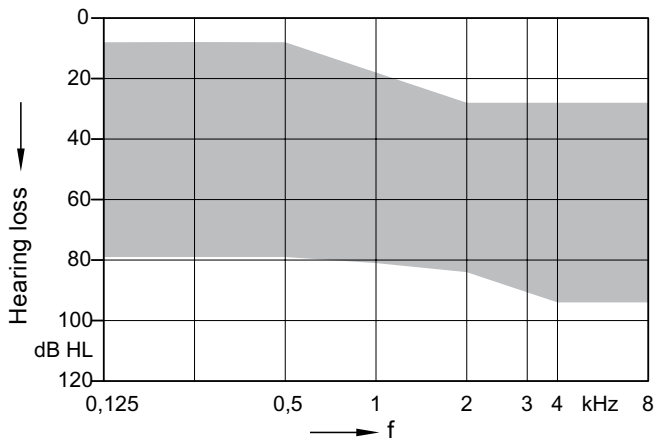


Ear simulator

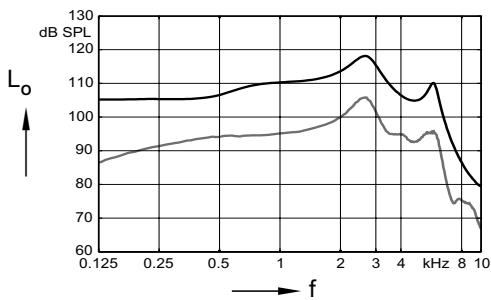


XTM Custom P12 – CIC · Basic Data

118/55

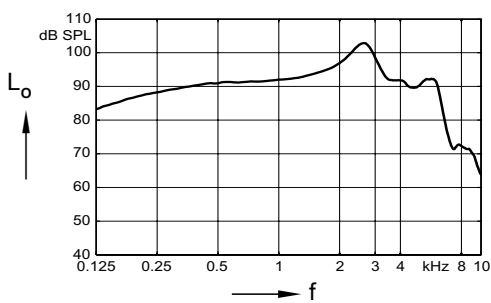


2 ccm coupler



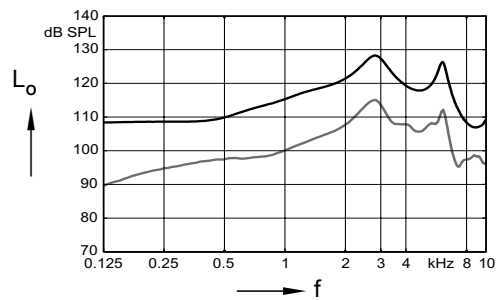
Max. Output sound pressure level
($L_1 = 90$ dB)

Full on gain
($L_1 = 50$ dB)



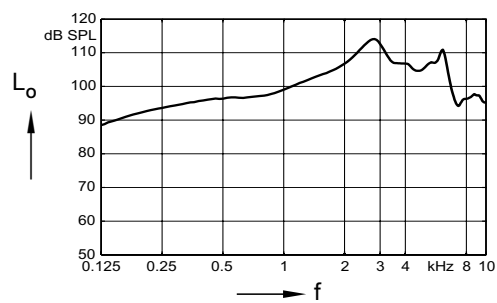
Frequency response
($L_1 = 60$ dB)

Ear simulator



Max. Output sound pressure level
($L_1 = 90$ dB)

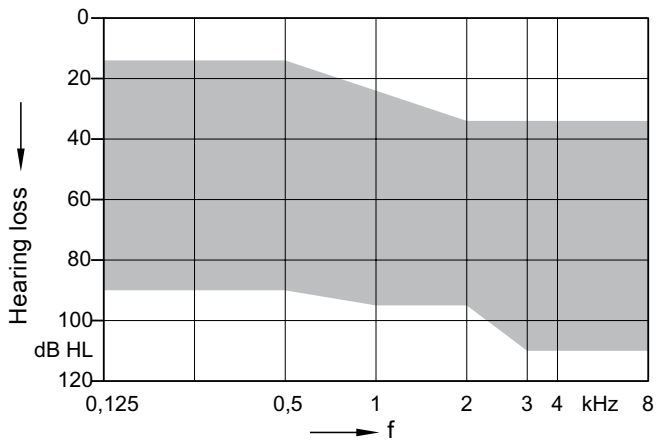
Full on gain
($L_1 = 50$ dB)



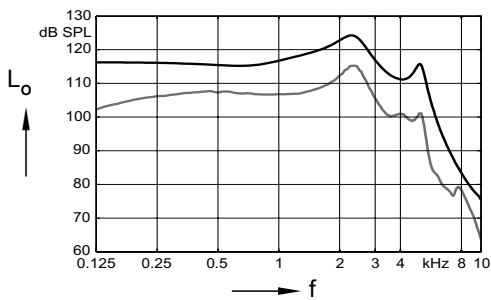
Basic acoustic response
($L_1 = 60$ dB)

XTM Custom P12 – CIC · Basic Data

124/65

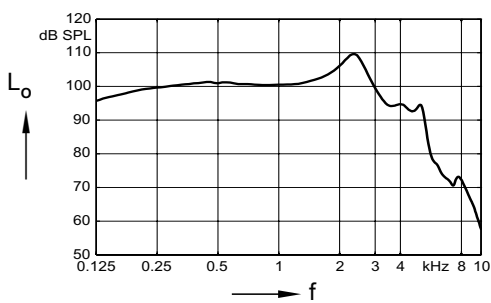


2 ccm coupler



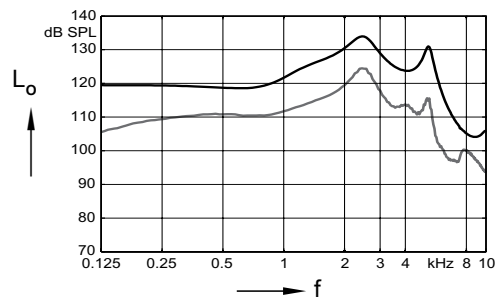
Max. Output sound pressure level
($L_1 = 90$ dB)

Full on gain
($L_1 = 50$ dB)



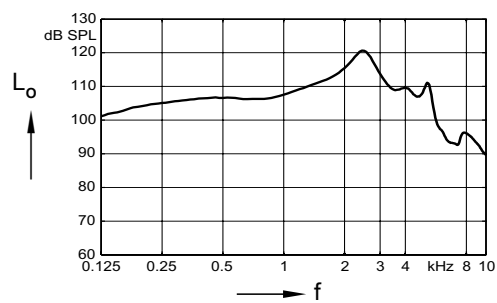
Frequency response
($L_1 = 60$ dB)

Ear simulator



Max. Output sound pressure level
($L_1 = 90$ dB)

Full on gain
($L_1 = 50$ dB)



Basic acoustic response
($L_1 = 60$ dB)

XTM Custom P12 · Features and Accessories

	ITE / ITC	CIC
XTM Platform		
Signal processing (channels) / Gain/MPO (handles)	24 / 12	24 / 12
Hearing programs	6	6
Wireless Sync ¹⁾	P	P
Volume and control coupling ¹⁾	P	P
XTM Speech		
Directional iLock ¹⁾	S	—
Voice Ranger	P	P
XPhone ¹⁾	P	—
Multichannel Directional Adaptive Microphone	P	—
Automatic Directional Microphone	P	—
Directional Fixed Microphone	P	—
Bandwidth Compression	P	P
Feedback Preventer	P	P
XTM Sound Quality And Comfort		
Music Enhancer	H	H
Sound Locator	—	—
Sound Smoothing	H	H
Wind Noise Cancellation	S	S
Tinnitus Function ²⁾	H	H
Noise Management	P	P
XTM Automatic Optimization		
Smart Automatic Equalizer	H	H
Smart Automatic Acclimatization	H	H
Automatic Classifier	P	P
Data Logging	P	P

¹⁾ Bilateral fitting required

²⁾ Country-dependent

Performance levels:

P = Premium H = High S = Standard B = Basic

XTM Custom P12 · Features and Accessories

	ITE	ITC	CIC
Style Specific Features			
SecureTec protection	—	—	—
Telecoil	○	○	—
Autophone	○	○	—
Battery Size	13 / 312	312 / 10	10
Battery door on/off function	●	●	●
Nanocoated housing	—	—	—
Audio streaming with Smart Connect	○	○	○
Instrument configurations			
Rocker switch / flat cover	— / —	— / —	— / —
Push button	○	○	○
Battery door - direct audio input	—	—	—
Battery door - child lock	—	—	—
Small earhook	—	—	—
Programming Accessories			
Programming adapter / cable	Flex connector	Flex connector	Flex connector
ConnexxAir, ConnexxLink	●	●	●
Accessories			
Smart Connect	○	○	○
Wireless CROS RIC	○	○	○
Smart Remote	○	○	○
Smart Key	○	○	○
Smart Transmitter (requires Smart Connect)	○	○	○
App			
Smart Connect App (requires Smart Connect)	○	○	○
myRemote App	○	○	○

● available — not available ○ optional

XTM Custom P12 · Further information

Abbreviations


The following abbreviations are used in this datasheet:

SPL	Sound Pressure Level
OSPL	Output Sound Pressure Level
HFA	High Frequency Average
FOG	Full-On Gain
MASL	Magneto Acoustical Sensitivity Level
SPLITS	Coupler SPL for an Inductive Telephone Simulator
RSETS	Relative Equivalent Telephone Sensitivity
AI-DI	Articulation Index - Directivity Index
IRIL	Input Related Interference Level
RTF	Reference Test Frequency

Standards and additional information

- ▶ All measurements with the 2 ccm coupler were performed according to ANSI S3.22-2009 and IEC 60118-7:2005 if applicable.
 - ▶ All measurements with an ear simulator were performed according to IEC 118-0/A1 and to DIN 45605 (frequency range) if applicable.
 - ▶ Tinnitus function measurement conditions: all tinnitus single frequency sliders in max position, master volume slider in default position (0 dB) and local volume control in default position.
-

The information in this document contains general descriptions of the technical options available, which do not always have to be present in individual cases and are subject to change without prior notice. The required features should therefore be specified in each individual case at the time of conclusion of the respective contract.

 **Legal Manufacturer**
WSAUD A/S
Nymøllevej 6
3540 Lynge
Denmark


0123

Order No. 04723-99T01-7600
© 06.2021, WSAUD A/S
All rights reserved

Subject to change
without prior notice

 **WARNING**

Choking hazard posed by small parts.

- ▶ This instrument is not intended for the fitting of infants, children under 3 years or persons of mental incapacity.

 **WARNING**

Instrument has an output sound pressure level of 132 dB SPL or more. Risk of impairing the residual hearing of the user.

- ▶ Take special care when fitting this instrument.