





XTM RIC P12



Data Sheet

XTM RIC P12 · Technical Data

Type	S-Receiver		M-Receiver	
				
	2 ccm coupler	Ear simulator	2 ccm coupler	Ear simulator
Output sound pressure level				
OSPL 90 at 1.6 kHz	–	109 dB SPL	–	122 dB SPL
OSPL 90 (Peak)	108 dB SPL	119 dB SPL	119 dB SPL	129 dB SPL
HFA-OSPL 90	102 dB SPL	–	114 dB SPL	–
Gain				
Full-on-gain (FOG) at 1.6 kHz	–	43 dB	–	55 dB
FOG (Peak)	45 dB	56 dB	60 dB	70 dB
HFA-FOG	37 dB	–	50 dB	–
Reference test gain	25 dB	34 dB	37 dB	47 dB
Frequency, noise and directivity				
Frequency range	100 - 8200 Hz	100 - 8300 Hz	100 - 8200 Hz	100 - 8300 Hz
Equivalent input noise	18 dB SPL	22 dB SPL	19 dB SPL	23 dB SPL
Total harmonic distortion at 500 / 800 / 1600 Hz	1 / 1 / 1 %	1 / 1 / 2 %	1 / 1 / 2 %	1 / 3 / 3 %
Broadband Tinnitus Function	65 dB SPL	–	70 dB SPL	–
AI-DI	3.8 dB		3.8 dB	
Inductive coil sensitivity				
MASL (1 mA/m) at 1.6 kHz	–	75 dB SPL	–	85 dB SPL
HFA MASL (1 mA/m)	68 dB SPL	–	80 dB SPL	–
HFA SPLITS (left/right)	84 / 84 dB SPL	–	96 / 96 dB SPL	–
RSETS (left/right)	-1 / -1 dB	–	-1 / -1 dB	–
Battery				
Battery voltage	1.3 V		1.3 V	
Battery current drain	0.9 mA		1.0 mA	
Battery runtime (cell zinc air)	~ 130 h		~ 120 h	
Battery runtime (rechargeable)	–		–	
IRIL IEC 118-13:2011 (bystander)				
800-960 MHz	< -6 dB SPL		< -6 dB SPL	
1400-2000 MHz	< -24 dB SPL		< -24 dB SPL	
ANSI C63.19	M4 / T4		M4 / T4	

Please find additional information to the values on page "Further information".

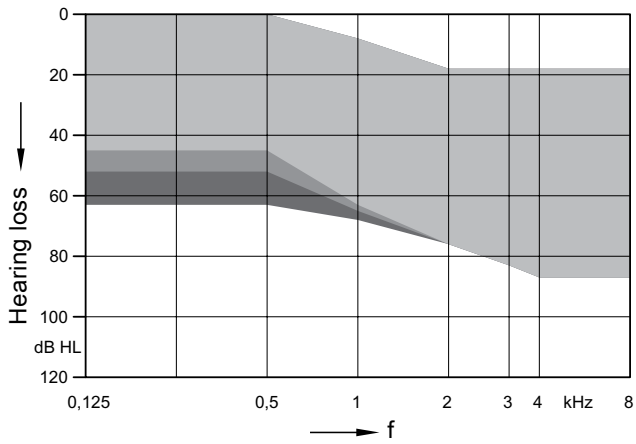
XTM RIC P12 · Technical Data

Type	P-Receiver		HP-Receiver	
				
	2 ccm coupler	Ear simulator	2 ccm coupler	Ear simulator
Output sound pressure level				
OSPL 90 at 1.6 kHz	–	128 dB SPL	–	137 dB SPL
OSPL 90 (Peak)	124 dB SPL	134 dB SPL	130 dB SPL	138 dB SPL
HFA-OSPL 90	120 dB SPL	–	124 dB SPL	–
Gain				
Full-on-gain (FOG) at 1.6 kHz	–	70 dB	–	82 dB
FOG (Peak)	70 dB	80 dB	75 dB	82 dB
HFA-FOG	63 dB	–	68 dB	–
Reference test gain	43 dB	53 dB	48 dB	62 dB
Frequency, noise and directivity				
Frequency range	100 - 7800 Hz	100 - 7800 Hz	100 - 7400 Hz	250 - 5200 Hz
Equivalent input noise	18 dB SPL	21 dB SPL	18 dB SPL	12 dB SPL
Total harmonic distortion at 500 / 800 / 1600 Hz	2 / 2 / 1 %	3 / 3 / 2 %	1 / 2 / 1 %	1 / 1 / 1 %
Broadband Tinnitus Function	75 dB	–	85 dB	–
AI-DI	3.8 dB		3.8 dB	
Inductive coil sensitivity				
MASL (1 mA/m) at 1.6 kHz	–	100 dB SPL	–	114 dB SPL
HFA MASL (1 mA/m)	91 dB SPL	–	99 dB SPL	–
HFA SPLITS (left/right)	102 / 102 dB SPL	–	107 / 107 dB SPL	–
RSETS (left/right)	-1 / -1 dB	–	-1 / -1 dB	–
Battery				
Battery voltage	1.3 V		1.3 V	
Battery current drain	1.0 mA		1.1 mA	
Battery runtime (cell zinc air)	~ 120 h		~ 110 h	
Battery runtime (rechargeable)	–		–	
IRIL IEC 118-13:2011 (bystander)				
800-960 MHz	< -6 dB SPL		< -6 dB SPL	
1400-2000 MHz	< -24 dB SPL		< -24 dB SPL	
ANSI C63.19	M4 / T4		M4 / T4	

Please find additional information to the values on page “Further information”.

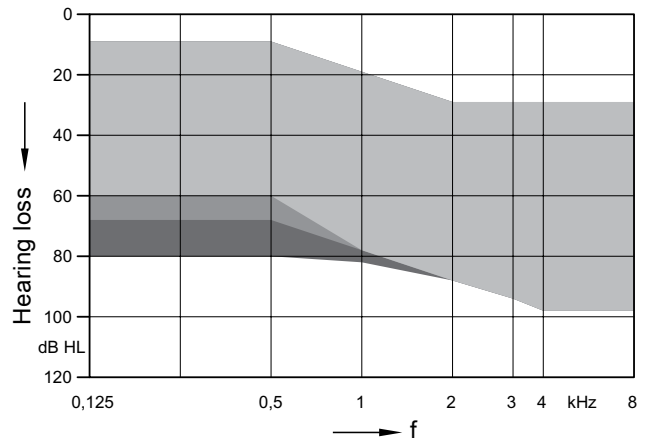
XTM RIC P12 · Fitting Range

S-Receiver



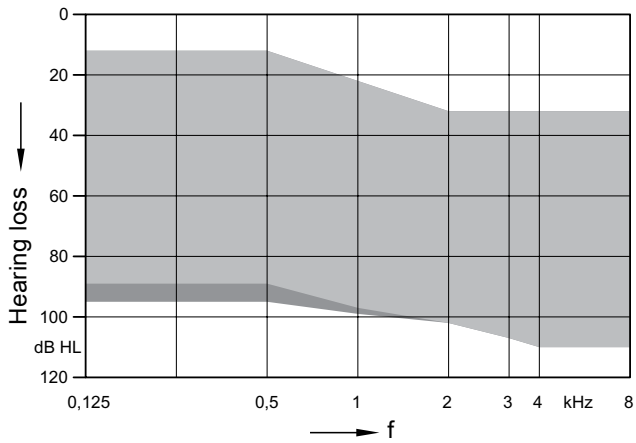
Open Click Domes
 + Closed Click Domes
 + + Click Mold (no vent)

M-Receiver



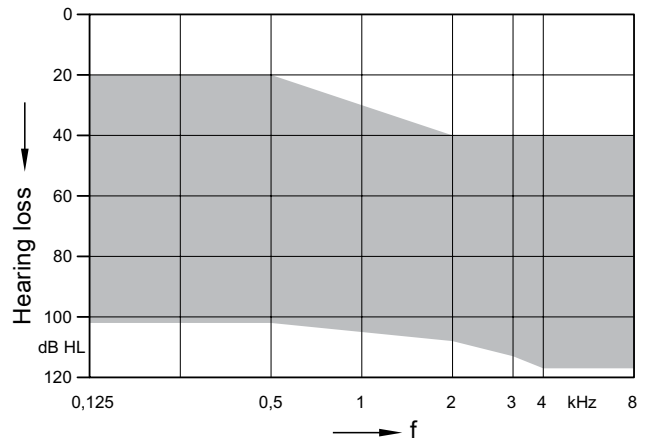
Open Click Domes
 + Closed Click Domes
 + + Click Mold (no vent)

P-Receiver



Double Click Domes
 + Click Mold (no vent)

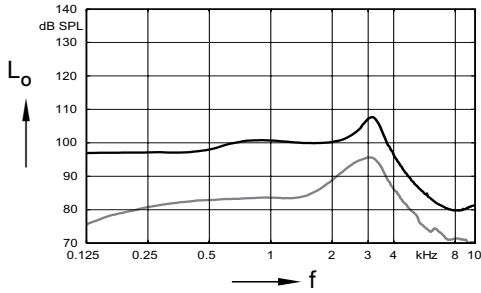
HP-Receiver



Custom Shell (no vent)

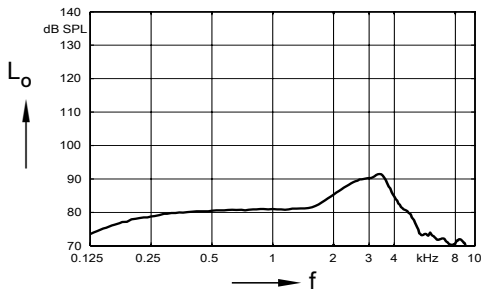
S-Receiver (Closed Click Dome) · Basic Data

2 ccm coupler



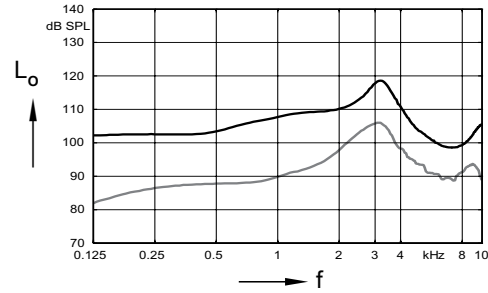
Max. Output sound pressure level
($L_1 = 90$ dB)

Full on gain
($L_1 = 50$ dB)



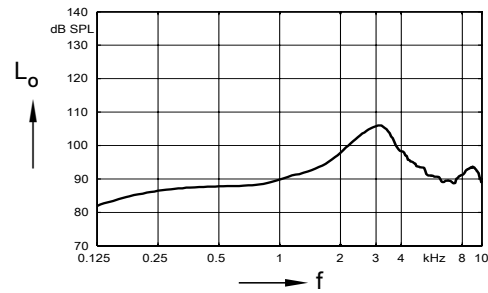
Frequency response
($L_1 = 60$ dB)

Ear simulator



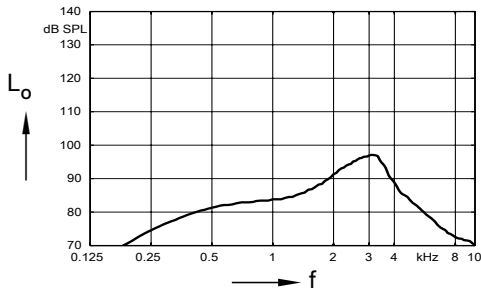
Max. Output sound pressure level
($L_1 = 90$ dB)

Full on gain
($L_1 = 50$ dB)

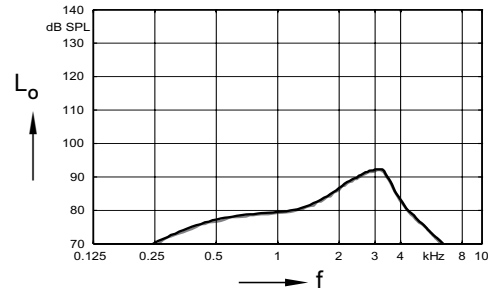


Basic acoustic response
($L_1 = 60$ dB)

Inductive response



Inductive response
($H = 10$ mA/m)

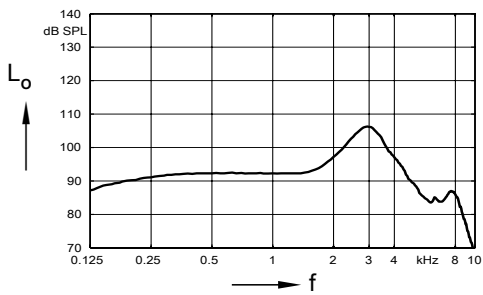
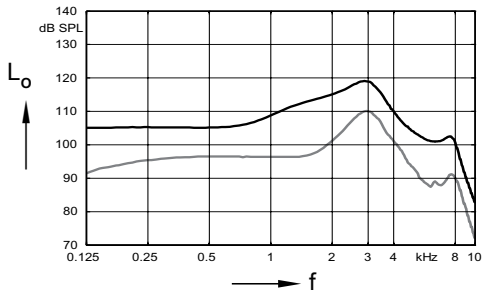


SPLITS curve left
($H = 31.6$ mA/m)

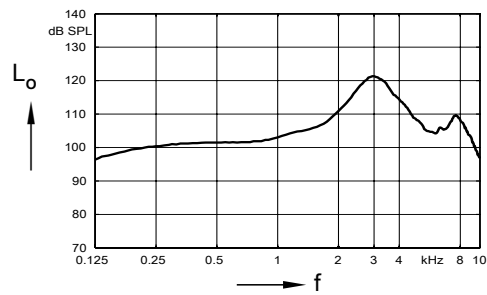
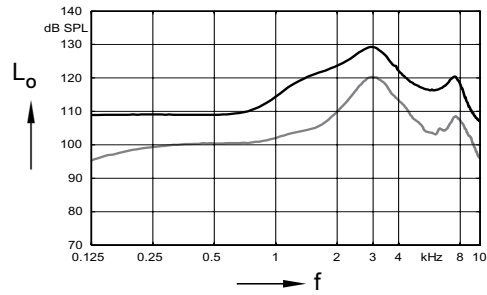
SPLITS curve right
($H = 31.6$ mA/m)

M-Receiver (Closed Click Dome) · Basic Data

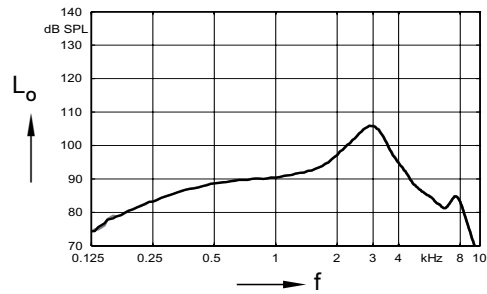
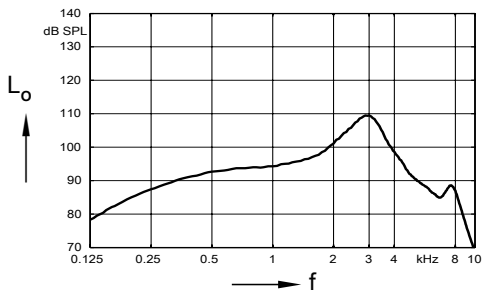
2 ccm coupler



Ear simulator

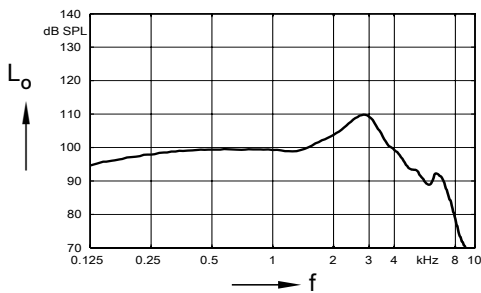
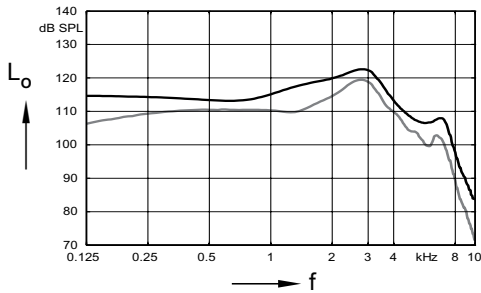


Inductive response

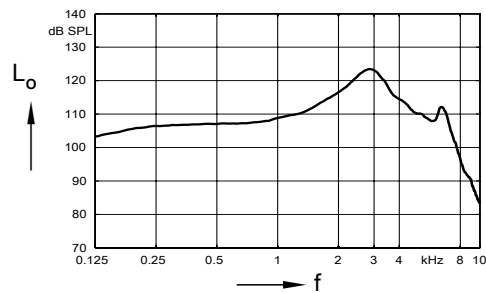
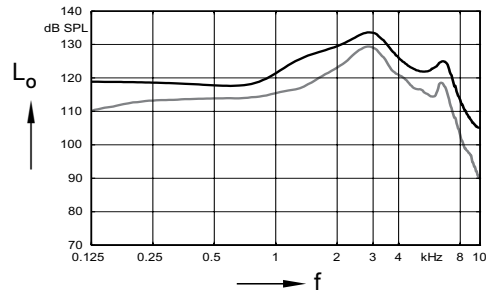


P-Receiver (Click Mold) · Basic Data

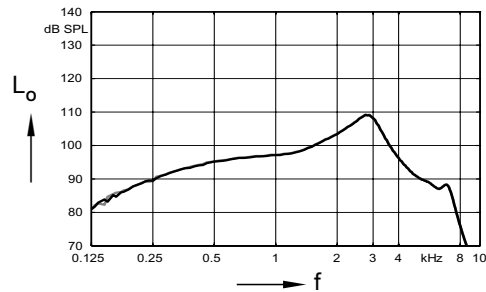
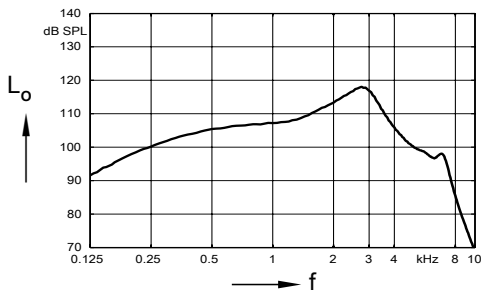
2 ccm coupler



Ear simulator

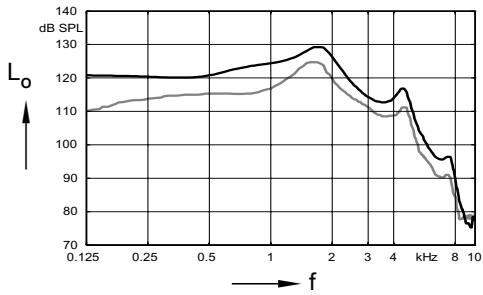


Inductive response



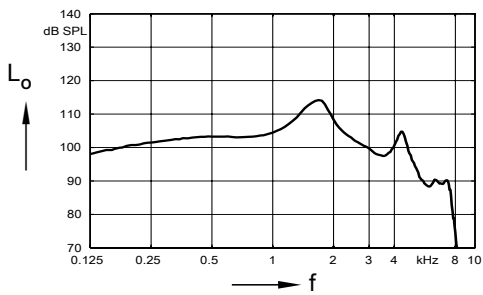
HP-Receiver (Custom Shell) · Basic Data

2 ccm coupler



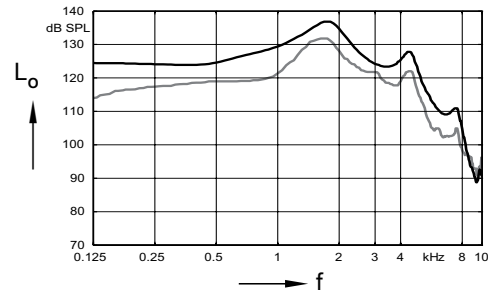
Max. Output sound pressure level
($L_1 = 90$ dB)

Full on gain
($L_1 = 50$ dB)



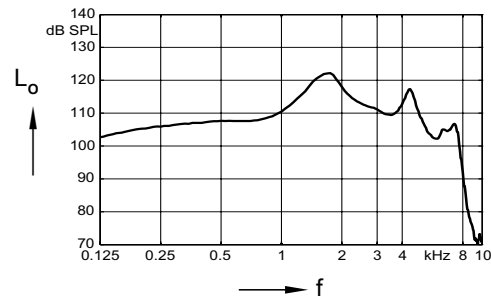
Frequency response
($L_1 = 60$ dB)

Ear simulator



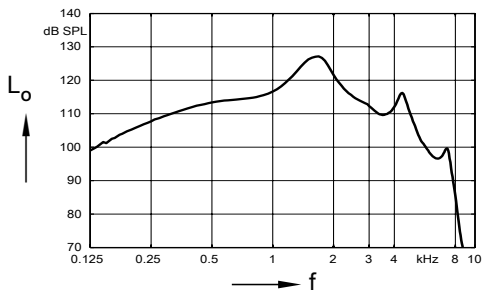
Max. Output sound pressure level
($L_1 = 90$ dB)

Full on gain
($L_1 = 50$ dB)

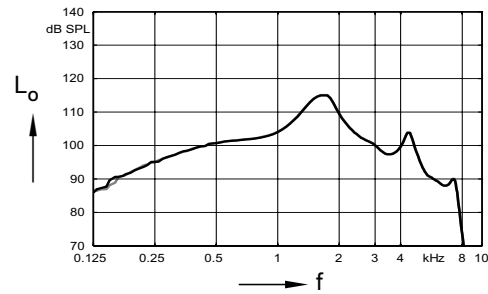


Basic acoustic response
($L_1 = 60$ dB)

Inductive response



Inductive response
($H = 10$ mA/m)



SPLITS curve left
($H = 31.6$ mA/m)

SPLITS curve right
($H = 31.6$ mA/m)

XTM RIC P12 · Features and Accessories

XTM Platform

Signal processing (channels) / Gain/MPO (handles)	24 / 12
Hearing programs	6
Wireless Sync ¹⁾	P
Volume and control coupling ¹⁾	P

XTM Speech

Directional iLock ¹⁾	S
Voice Ranger	P
XPhone ¹⁾	P
Multichannel Directional Adaptive Microphone	P
Automatic Directional Microphone	P
Directional Fixed Microphone	P
Bandwidth Compression	P
Feedback Preventer	P

XTM Sound Quality And Comfort

Music Enhancer	H
Sound Locator	P
Sound Smoothing	H
Wind Noise Cancellation	S
Tinnitus Function ²⁾	H
Noise Management	P

XTM Automatic Optimization

Smart Automatic Equalizer	H
Smart Automatic Acclimatization	H
Automatic Classifier	P
Data Logging	P

¹⁾ Bilateral fitting required

²⁾ Country-dependent

Performance levels:

P = Premium H = High S = Standard B = Basic

XTM RIC P12 · Features and Accessories

Style Specific Features

SecureTec protection	IP67
Telecoil	●
Autophone	●
Battery Size	312
Battery door on/off function	●
Nanocoated housing	●
Audio streaming with Smart Connect	●

Instrument configurations

Rocker switch / flat cover	● / —
Push button	—
Battery door - direct audio input	—
Battery door - child lock	—
Small earhook	—

Programming Accessories

Programming adapter / cable	size 312
ConnexxAir, ConnexxLink	●

Accessories

Smart Connect	○
Wireless CROS RIC	○
Smart Remote	○
Smart Key	○
Smart Transmitter (requires Smart Connect)	○

App

Smart Connect App (requires Smart Connect)	○
myRemote App	○

● available — not available ○ optional

XTM RIC P12 · Further information

Abbreviations


The following abbreviations are used in this datasheet:

SPL	Sound Pressure Level
OSPL	Output Sound Pressure Level
HFA	High Frequency Average
FOG	Full-On Gain
MASL	Magneto Acoustical Sensitivity Level
SPLITS	Coupler SPL for an Inductive Telephone Simulator
RSETS	Relative Equivalent Telephone Sensitivity
AI-DI	Articulation Index - Directivity Index
IRIL	Input Related Interference Level
RTF	Reference Test Frequency

Standards and additional information

- ▶ All measurements with the 2 ccm coupler were performed according to ANSI S3.22-2009 and IEC 60118-7:2005 if applicable.
 - ▶ All measurements with an ear simulator were performed according to IEC 118-0/A1 and to DIN 45605 (frequency range) if applicable.
 - ▶ Tinnitus function measurement conditions: all tinnitus single frequency sliders in max position, master volume slider in default position (0 dB) and local volume control in default position.
 - ▶ The following acoustic connections / ear pieces were used:
 - S-Receiver Unit and M-Receiver Unit: Closed Click Dome
 - P-Receiver Unit: Click Mold
 - HP-Receiver Unit: Custom Shell
-

The information in this document contains general descriptions of the technical options available, which do not always have to be present in individual cases and are subject to change without prior notice. The required features should therefore be specified in each individual case at the time of conclusion of the respective contract.

 **Legal Manufacturer**
WSAUD A/S
Nymøllevej 6
3540 Lynge
Denmark


0123

Order No. 04721-99T02-7600
© 07.2021, WSAUD A/S
All rights reserved

Subject to change
without prior notice

 **WARNING**

Choking hazard posed by small parts.

- ▶ This instrument is not intended for the fitting of infants, children under 3 years or persons of mental incapacity.

 **WARNING**

Instrument has an output sound pressure level of 132 dB SPL or more. Risk of impairing the residual hearing of the user.

- ▶ Take special care when fitting this instrument.